

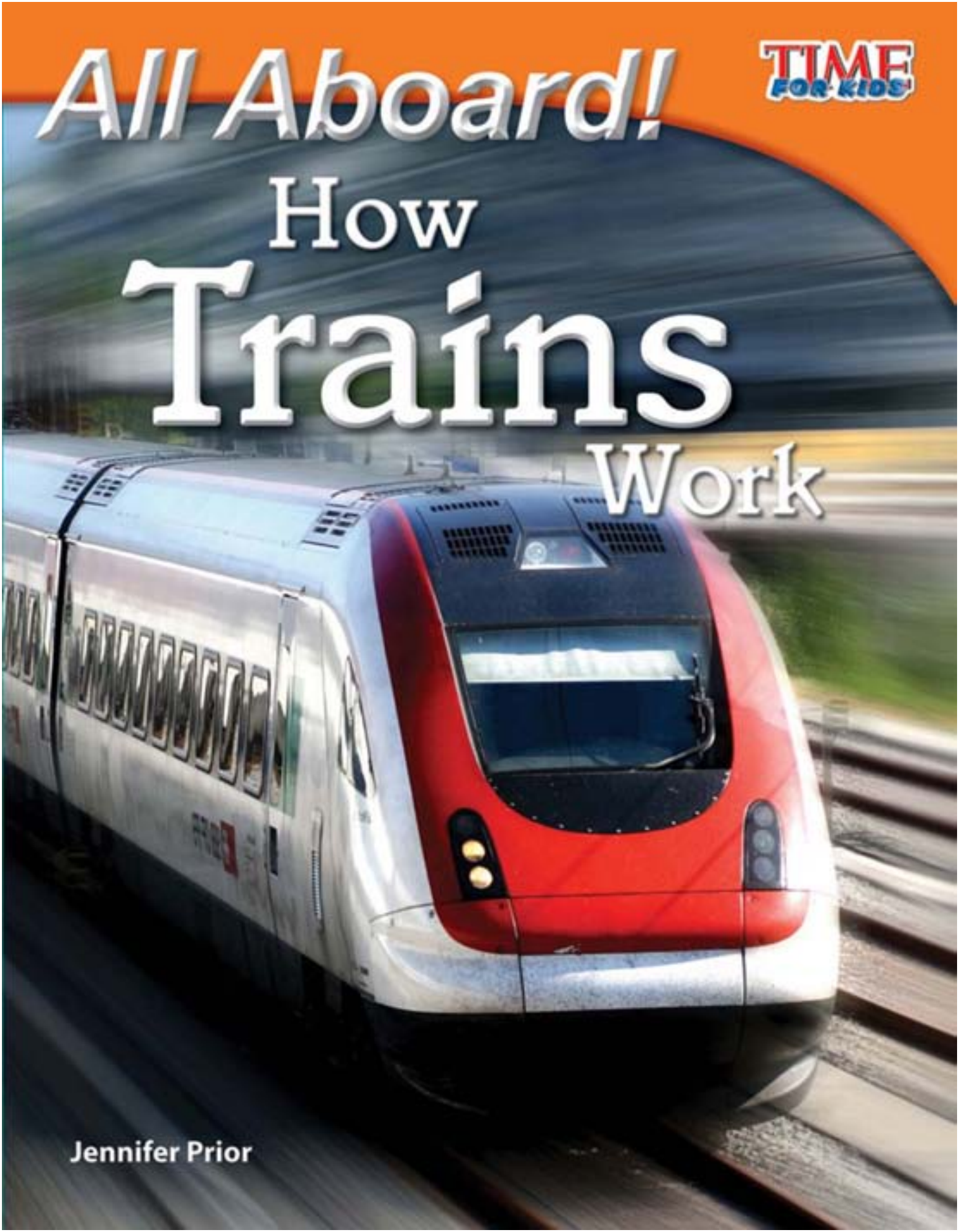
*All Aboard!*

**TIME**  
FOR KIDS

How  
**Trains**

Work

Jennifer Prior



## Consultants

**Timothy Rasinski, Ph.D.**  
Kent State University

**J.P. Naybor**  
Train Conductor

**Morris E. Nelson**  
Railway Switchman

## Publishing Credits

Dona Herweck Rice, *Editor-in-Chief*  
Robin Erickson, *Production Director*  
Lee Aucoin, *Creative Director*  
Conni Medina, M.A.Ed., *Editorial Director*  
Jamey Acosta, *Editor*  
Heidi Kellenberger, *Editor*  
Lexa Hoang, *Designer*  
Stephanie Reid, *Photo Editor*  
Rachelle Cracchiolo, M.S.Ed., *Publisher*

## Image Credits

Cover hfng/Shutterstock; p.3 Maikloff/Shutterstock; p.4 jpbcpajpbcpa/iStockphoto; p.5 Kenneth Sponsler/iStockphoto; p.6 World History Archive/Newscom; p.8 LOC-LC-USZC4-9044; p.9 akg-images/Newscom; p.9 LOC-LC-D41-140; p.10 Rick Neese; p.11 left to right: Joe Belanger/Shutterstock; ollo/iStockphoto; p.12 The Print Collector/Alamy; p.13 FloridaStock/Shutterstock; p.14 Chris Curtis/Shutterstock; p.15 Oleksiy Mark/Shutterstock; p.16 Tim Pleasant/Dreamstime; p.17 top to bottom: akg-images/Newscom; AFP/Getty Images; p.18 left to right: Robert J. Beyers II/Shutterstock; Darryl Brooks/Shutterstock; p.19 Ulrich Mueller/Shutterstock; p.20 left to right: s\_oleg/Shutterstock; Kenneth Sponsler/Shutterstock; p.21 top to bottom: BartlomiejMagierowski/Shutterstock; Condor 36/Shutterstock; p.22 top to bottom: DDCoral/Shutterstock; R Carner/Shutterstock; marekuliasz/Shutterstock; p.23 MARGRIT HIRSCH/Shutterstock; p.24 left to right: Yulia/BigStock; Fox Photos/Getty Images; p.25 top to bottom: Judy Tan; m11/ZUMA Press; p.26 AFP/Getty Images; p.28 Maikloff/Shutterstock; back cover: Maikloff/Shutterstock

Synched Read-Along Version by:  
Triangle Interactive LLC  
PO Box 573  
Prior Lake, MN 55372

ISBN-13: 978-1-68444-830-2 (e-book)

Based on writing from *TIME For Kids*.

*TIME For Kids* and the *TIME For Kids* logo are registered trademarks of TIME Inc.  
Used under license.

## Teacher Created Materials

5301 Oceanus Drive  
Huntington Beach, CA 92649-1030  
<http://www.tcmpub.com>

**ISBN 978-1-4333-3656-0**

© 2012 Teacher Created Materials, Inc.

# Table of Contents

Train Song .....	4
A Brief History of Trains .....	8
How Trains Work .....	10
Working on the Train.....	16
Train Cars .....	18
Train Transportation .....	24
All Aboard!.....	26
Glossary.....	27
Index .....	28





# Train Song

A lonesome song floats through the air. “Woo, woo,” it sounds in the distance. Then nearer and nearer it draws. “Clickety-clack, clickety-clack,” the train calls as it moves closer along the track.








“Ding, ding, ding, ding, ding,” sounds the bell at the crossing. Car after car chugs by. “Clickety-clack, clickety-clack.” What is it carrying? Where is it going? “Clickety-clack, clickety-clack.” What makes it move? How many miles will it travel? “Ding, ding, ding.” The crossing bell falls silent. The train moves into the quiet night. A lonesome song floats in the distance, “Woo, woo...woo, woo...woo, woo.”

▼ Trains are used to transport many different things.



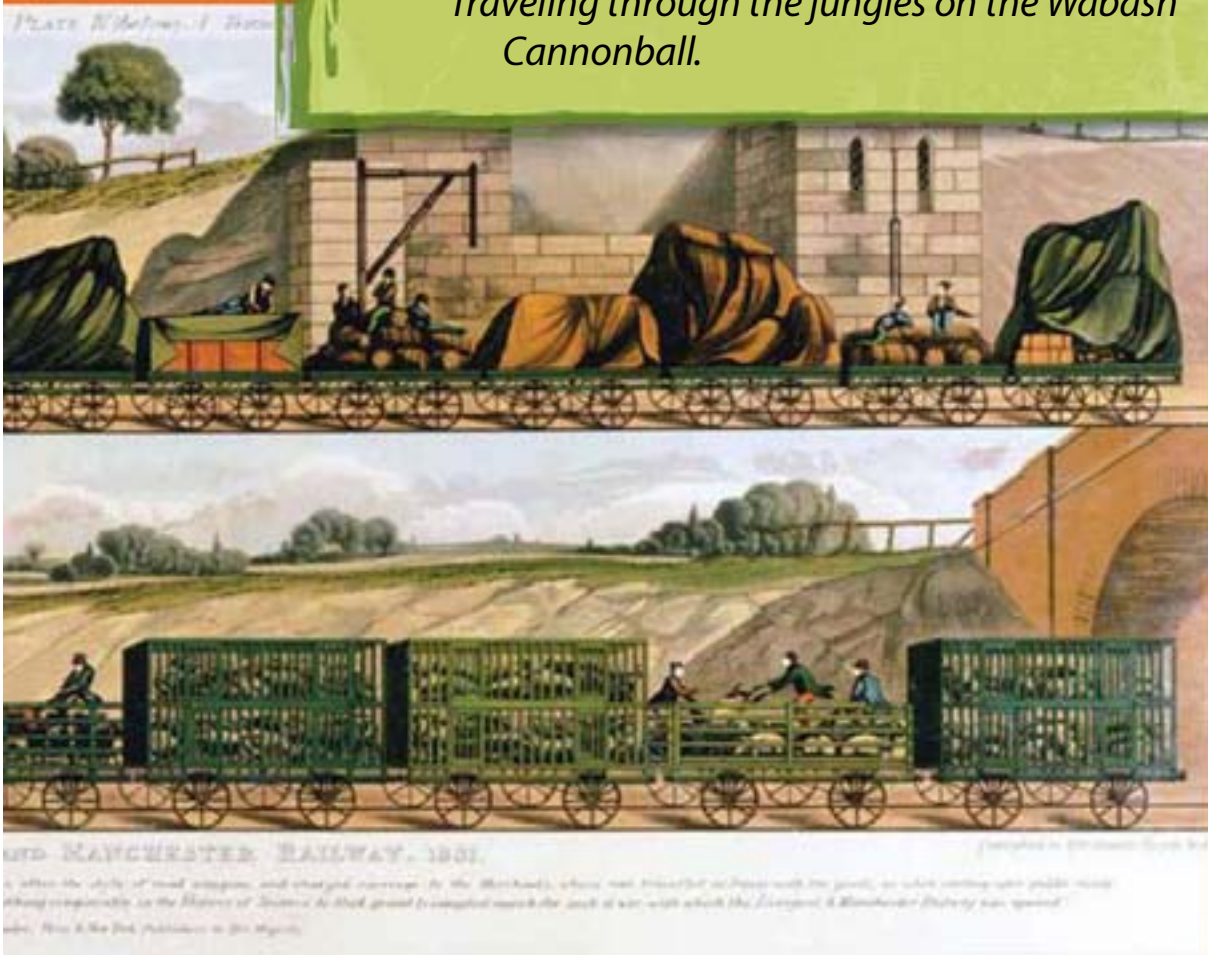
## The Wabash Cannonball

In the late 1800s and early 1900s, railroad travel was the fastest way to go. People found it exciting to travel long distances by train. Some popular songs of the time show how they felt. Here is part of "The Wabash Cannonball," one of the most popular songs of the time.

*Listen to the jingle, the rumble, and the roar,  
As she glides along the woodlands, over  
hills and by the shore.*

*Hear the mighty rush of the engine, hear the  
lonesome whistle's call.*

*Traveling through the jungles on the Wabash  
Cannonball.*



**You've Just Finished your Free Sample**

**Enjoyed the preview?**

**Buy: <http://www.ebooks2go.com>**