



**GAME CHEATS, LEVELS, TIPS
DOWNLOAD GUIDE UNOFFICIAL**



CHALA DAN

Angry Birds 2 Game Cheats, Levels, Tips Download Guide Unofficial

Copyright 2015 by Chala Dar

Third Edition, License Notes

Copyright Info:

This ebook is licensed for your personal enjoyment only. This ebook may not be resold or given away to other people. If you would like to share this book with another person, please purchase an additional copy for each recipient. If you're reading this book and did not purchase it, or it was not purchased for your use only, then please return and purchase your own copy. Thank you for respecting the hard work of this author.

Legal Info:

This product is not associated, affiliated, endorsed, or sponsored by Steam, nor have they been reviewed, tested or certified by either. This guide is to be used as a reference. This does not modify or alter the game in any way. This is a written guide and not a software program.

Contents

[Angry Birds 2 Game Cheats, Levels, Tips Download Guide Unofficial](#)

[Preface](#)

[How to Install the Game for the Kindle](#)

[How to Install the Game for the iPad/iPhone](#)

[How to Install the Game for Android Devices](#)

[How to Install for Windows Phone](#)

[How to Install for Windows 8](#)

[How to Install for Blackberry](#)

[How to Install for Nook](#)

[How to Install the Game on your PC](#)

[Introduction](#)

[Expert Strategies](#)

[Get the daily rewards](#)

[Do not restart](#)

[Use environmental help](#)

[Change up the order](#)

[Different birds. Different strengths.](#)

[Let the simulation run](#)

[Destruction derby](#)

[Matilda can strike twice](#)

[You can change your mind](#)

[Know your birds](#)

[Know your environment](#)

[Learn when to use spells](#)

[Here's how each spell works](#)

[Learn how lives and gems work](#)

[When all else fails, this isn't the only Angry Birds](#)

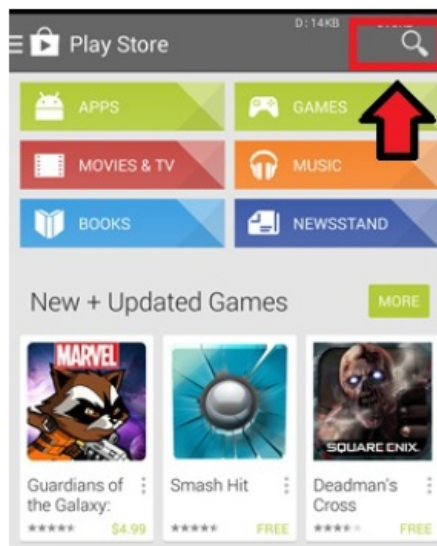
[Conclusion](#)

How to Install the Game for Android Devices

1) Locate the Google Play App Store Icon on your phone/tablet and click on it.

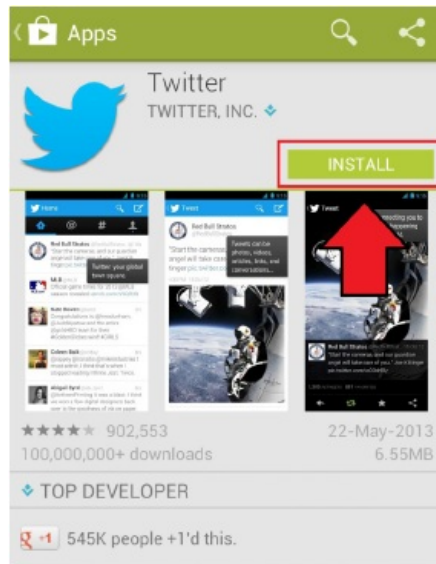


2) Click on the Magnifying Glass Search Icon located in the top right of the screen.



3) Search the game name that you want to download.

4) Click on the "Install" icon.




5) Once the game has installed. Find the game icon on your device and click it to begin playing. Enjoy!

How to Install for Windows Phone


1) Locate the Windows Phone App Store Icon on your phone/tablet and click on it.



2) Click on the Magnifying Glass Search Icon located in the bottom middle of the screen.



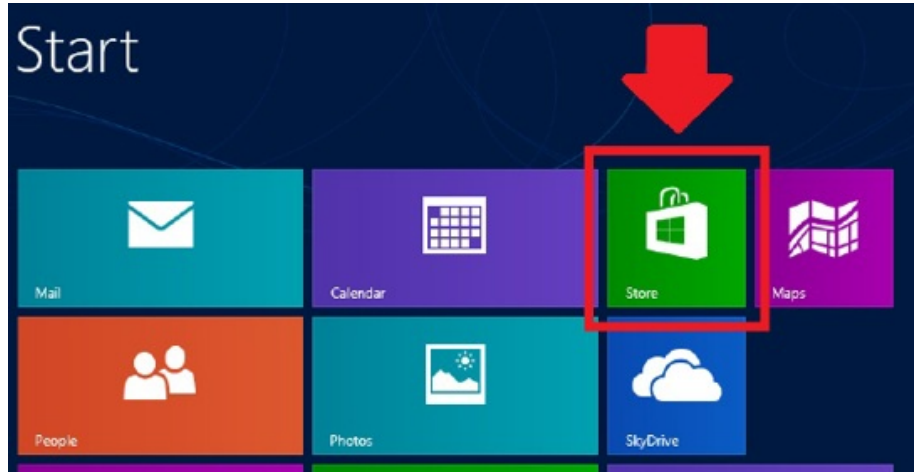
3) Click on the “Install” icon.



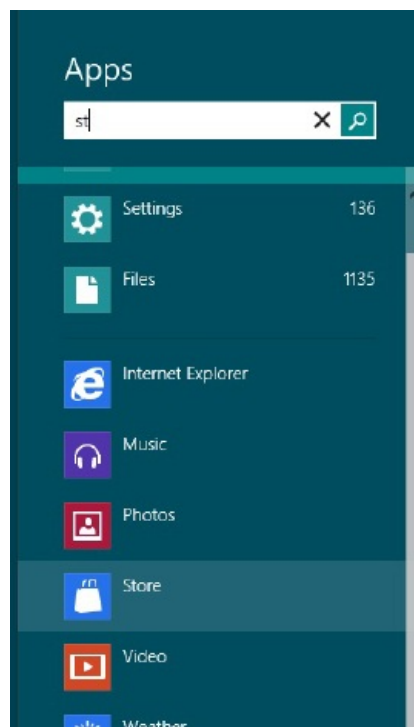
4) Once the game has installed. Find the game icon on your device and click it to begin playing. Enjoy!

How to Install for Windows 8

1) Locate the Windows Phone App Store Icon on your phone/tablet and click on it.

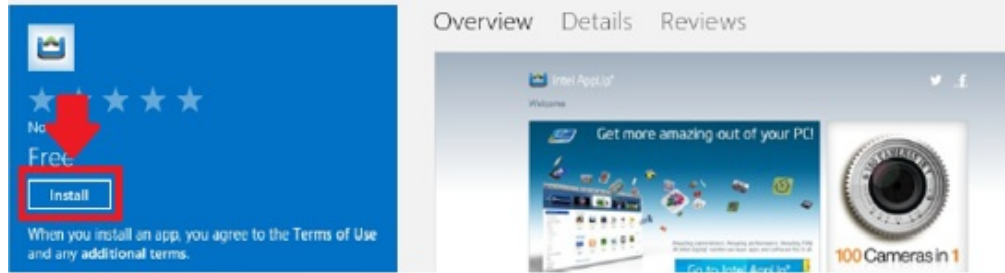


2) Locate the Search box and search for the app that you want to download.



3) Click on the Download Icon to download and install the app.

Intel AppUp® Catalogue App – Lenovo World



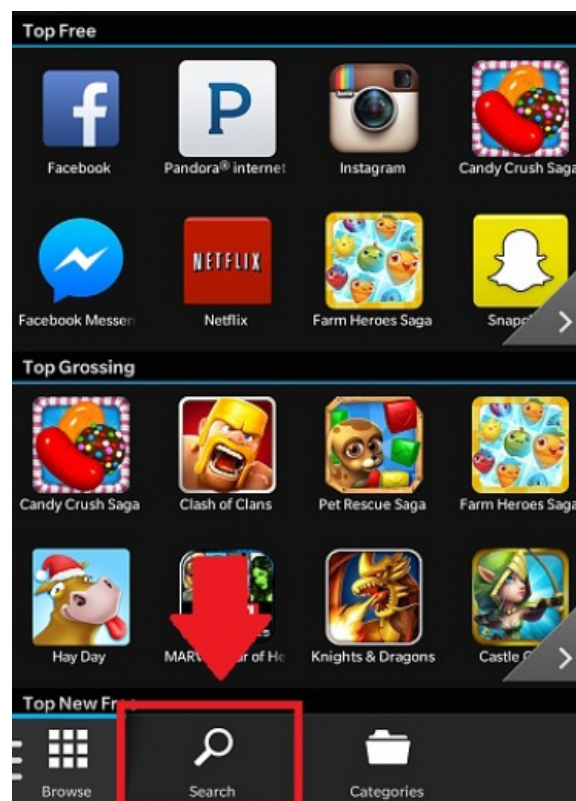
4) Once the game has installed. Find the game icon on your device and click it to begin playing. Enjoy!

How to Install for Blackberry


1) Locate the Blackberry App Store Icon on your phone/tablet and click on it.



2) Locate the Search box and enter the name of the app you want to download.




3) Click the Download icon to download and install the app.

The app icon for Bubble Blaster shows a yellow circular background with a spiral of colorful bubbles (red, blue, green, and orange) in the center.

Bubble Blaster

By [G Soft Team](#)

★★★★★ 100 Reviews



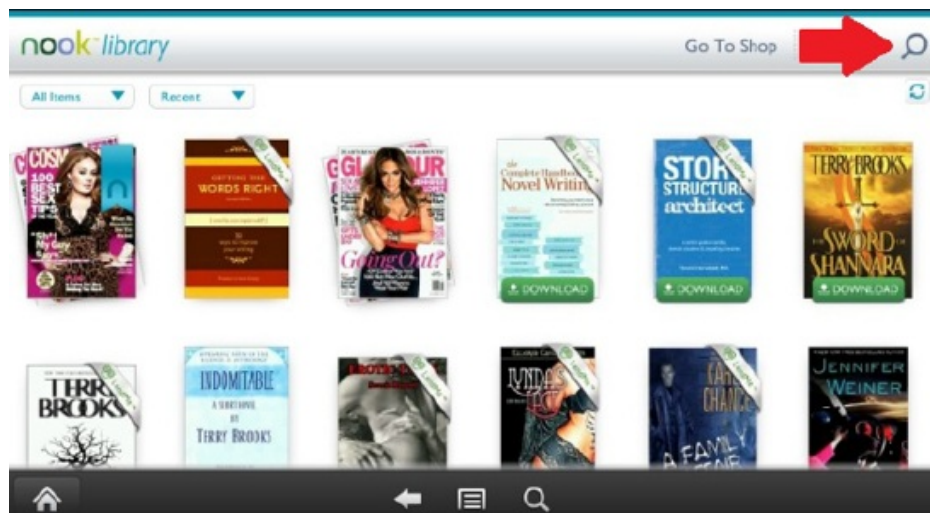
[Download](#)

How to Install for Nook

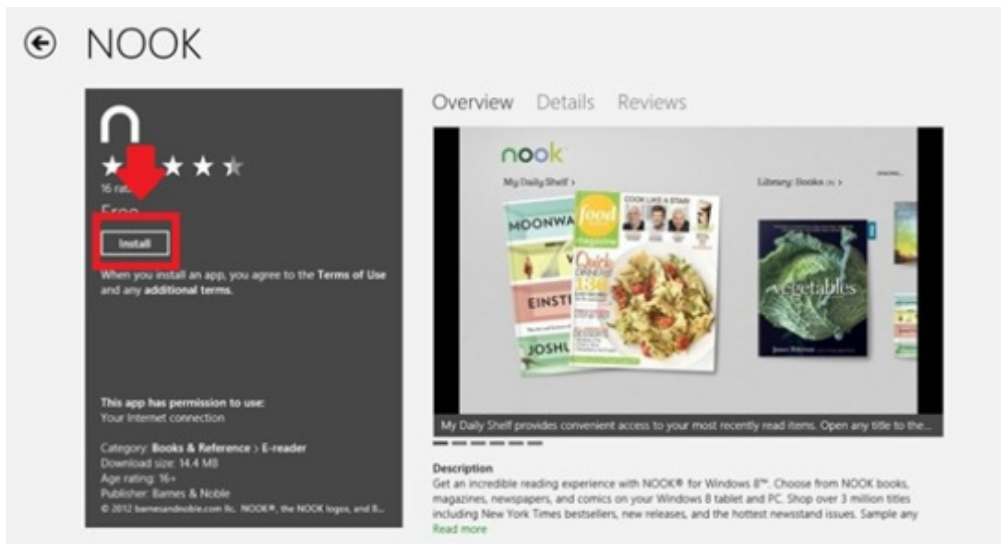
1) Locate the Nook App Store Icon on your phone/tablet and click on it.



2) Locate the Search box and enter the name of the app you want to download.



3) Click the Install button to download and install the app.



4) Open the app on the main screen of the device.

You've Just Finished your Free Sample

Enjoyed the preview?

Buy: <http://www.ebooks2go.com>